

## BUILDING BLOCKS

LEGO blocks, Lincoln Logs, K'NEX, Magna-Tiles, and any other type of building blocks can be a fun, interactive activity for you and your client/child. There is so much you can build and play using blocks. Your imagination is the limit! Most importantly, have fun playing!

### CORE WORDS

Do	I
Have	You
Help	It
Like	Me
Make	Cool
Need	Fun
Put	On
Turn	More
Want	That

### MATERIALS

Bugs	You
Jar	Child/Client
Magnifying Glass	AAC Device

### Model It on the AAC Device















Modeling on your child's device is just "talking" using his/her language! When you say a word with your voice, also say it using your child's device. Look up the words that you are going model using WORD FINDER before you start playing. Start with one word and then add 1-2 words.

Reasons to Communicate	One Word	Two Words	Three (+) Words
Getting Wants/Needs Met (requesting objects/activities/ permission/attention, etc., directing action/to stop, request help)	Do Help Put That More Need Want Have	You do I put Help me I help Want more I want I have Have it	I want that Put it there Put it on I want more Put more on Put it on top I have more I need that
Exchange Information (share and show objects, confirm/deny, request information, etc.)	Need Help Put That I Cool Have Make No Look What	I put Put on On top I have You have Look it Not that Want that What make Need help I help	Did you put it on? You need more Let's do more I want to play more I like that one I don't want What you make I put it on I need that one Not that one I can help
Social Closeness/Etiquette (greet, take turns, comment, etc.)	I You My Like Do Want Cool Fun Uh-oh	I like I do You do My turn I put It on That cool It fun I want	You did it I did it I like that My turn to do it I put it on That is cool It was fun I want more Uh-oh! It fell!

### Tips to Engage, Expand, and Succeed:

- Looking for more LEGO ideas? Check out this Pinterest post with 25 creative ideas and activities you can do with LEGO blocks. There are ideas for building mazes and bridges and playing LEGO Bingo.  
[https://www.pinterest.com/pin/AWP7Zh2SX90eucf2z1NYC5T2mDxW1xoyKHVi1\\_K9lAjakCJ4mvfDs0/](https://www.pinterest.com/pin/AWP7Zh2SX90eucf2z1NYC5T2mDxW1xoyKHVi1_K9lAjakCJ4mvfDs0/)
- Playing with building blocks can be a great way to focus on basic concepts:
  - On/off: **Put it on, Take it off, It is on top, Got it on, It is on, You took it off**
  - Top/bottom: **Put it on top, Put it on the bottom**
  - Other concepts to target: **up/down, big/little, high/low, tall/short, colors**
- Remember to keep your conversation natural. Playing with blocks should not seem like work. So, don't give too many directions or control the play too much. Instead focus on modeling what you are doing and thinking while playing.
- Also, talk about and describe what the child is doing while you play. **Uh-oh!** Did the tower **fall down**? Talk about it and rebuild it. Are you **making** a pattern? Make sure you use the correct **colors** in the pattern. But, remember have fun!!

A 5x5 grid of 25 small illustrations of various objects and symbols, including a star, a person, a flower, a heart, a cross, and a skull and crossbones.

Building Blocks Page	
 <p>build</p>	 <p>uh oh</p>
 <p>fall</p>	
	 <p>top</p>
 <p>big</p>	 <p>bottom</p>
 <p>little</p>	 <p>tail</p>
 <p>high</p>	 <p>long</p>
 <p>low</p>	 <p>short</p>