




Thank you for purchasing my product! I really hope that you and your students love it! If you were interested in this product, you might also be interested in these products.



Visit my social media sites for freebies, ideas, giveaways and more!



## Directions

- 1) Cut out all flip book pages (pages 4-13). There should be 13 pages total after they are cut apart (12 Phase pages and one cover page).
- 2) Have the students color their cover page.
- 3) Lay the Phase 12 page on the table. Then place the Phase 11 page on top of it. Line up the top of the pages, so that the 'Phase 12' wording shows at the bottom.
- 4) Then, lay the Phase 10 page on top of Phase 11 and so on.
- 5) After Phase 1 is on top of all the other pages, place the cover on top.
- 6) Staple the top of the flip book (staple horizontally), so that it creates a flip book.
- 7) Have the students take the flip books home along with the parent note (page 3).

\* When students bring back one of their flip book pages, I usually give them a sticker. You can come up with your own way of motivating your students to bring the completed pages back to school.

Dear Parent(s)/Guardian(s),

I currently am working with your child to help him/her correctly produce the \_\_\_\_\_ sound. It is so important that you also work with your child at home. Children who continue to practice their sounds at home (and not just in the speech room) tend to make significantly more progress. In order to help you and your child practice, I am sending home an Articulation Homework Flip Book. Here is how it works.

- 1) Hang the flip book in a prominent spot in your home. For example, the refrigerator or your child's bedroom door.
- 2) Start with Phase 1 and complete the directions. Each time, your child completes the directions on the page, he/she can check off one of the 15 boxes.
- 3) Once all of the boxes on Phase 1 are checked off, rip off that page and send it back to school (I want to see your child's progress)!
- 4) Continue this process until your child completes all 12 phases! If all of these phases are completed, your child should be correctly producing this sound!

\*Continue to practice the current phase until your child makes less than 2 mistakes (even if all the boxes are checked off). Once your child can CONSISTENTLY complete the entire phase with less than 2 mistakes, you can rip off that phase.

\* Make a goal of doing this homework 3-4 times per week. Try to check off all 15 boxes within 1 month! It should only take around 5 minutes, but every little bit helps!

Thank you for your help!

Sincerely,



## Initial /S/ Sound

Say the S sound by putting your teeth together, touch your tongue to your front teeth and blow air out.

### Each Day

1. Make the S Sound 5 times.

2. If produced correctly, say the following syllables 3 times each.

SAE (Same), SA (Sock), SEE (Seem), SE (Set), SIE (Sign), SO (Soul), SU (Sun)  
SUE (Soup)

Each time all of the above are CORRECTLY completed, put an X in a box!

--	--	--	--	--	--	--	--	--	--	--	--	--	--

when all the boxes are checked, tear off this page and bring it in to your speech therapist!

## PHASE 1

## Initial /S/ Sound

### Each Day

1. Say each phrase 1 time.

The saddle, His safety, I'm second, Some seafood, A city, She's signing, My sewing, Her soccer, Will subtract, It's super

2. If produced correctly, say the following phrases 2 times each.

The large sailboat, He is saying, I will celebrate, He eats cereal, It is symbolic, She is psychic, It's a soccer, That is soaking, The book's summary

Each time all of the above are CORRECTLY completed, put an X in a box!

--	--	--	--	--	--	--	--	--	--	--	--	--

when all the boxes are checked, tear off this page and bring it in to your speech therapist!

\*Do not tear off until all of the above can be correctly produced with less than 2 errors\*

## PHASE 5

# Initial /S/ Sound

## Each Day

1. Say each syllable 2 times.

SAE (Same), SA (Sock), SEE (Seem), SE (Set), SIE (Sign), SO (Soul), SU (Sun)  
SUE (Soup)

2. If produced correctly, say the following words 3 times each.

Same, Sock, Seem, Set, Sign, Soul, Sun, Soup

Each time all of the above are CORRECTLY completed, put an X in a box!

--	--	--	--	--	--	--	--	--	--	--	--	--	--	--

when all the boxes are checked, tear off this page and bring it in to your speech therapist!

# PHASE 2

# Initial /S/ Sound

## Each Day

1. Say each word 1 time.

Saddle, Safety, Second, Seafood, City, Signing, Sewing,  
Soccer, Subtract, Super

2. If produced correctly, say the following phrases 2 times each.

The saddle, His safety, I'm second, Some seafood, A  
city, She's signing, My sewing, Her soccer, Will subtract,  
It's super

Each time all of the above are CORRECTLY completed, put an X in a box!

--	--	--	--	--	--	--	--	--	--	--	--	--	--	--

when all the boxes are checked, tear off this page and bring it in to your speech therapist!

\*Do not tear off until all of the above can be correctly produced with less than 2 errors\*

# PHASE 4

# ARTICULATION HOMEWORK

Initial /S/ Sound

Each Day

1. Say each word 1 time.

Same, Sock, Seem, Set, Sign, Soul, Sun, Soup

2. If produced correctly, say the following words 3 times each.

Saddle, Safety, Second, Seafood, City, Signing, Sewing,  
Soccer, Subtract, Super

Each time all of the above are CORRECTLY completed, put an X in a box!

--	--	--	--	--	--	--	--	--	--	--	--	--	--

When all the boxes are checked, tear off this page and bring it in to your speech therapist!

\*Do not tear off until all of the above can be correctly produced with less than 2 errors\*

## PHASE 3

# Initial /S/ Sound

## Each Day

1. Say each phrase 1 time.

The large sailboat, He is saying, I will celebrate, He eats cereal, It is symbolic, She is psychic, It's a soccer, That is soaking, The book's summary

2. If produced correctly, say the following sentences 1 time each.

He went to the ceremony, She likes to eat salad, They painted the ceiling, It was part of a cycle, I planted a sunflower, It was his senior year, Don't touch the scissors

Each time all of the above are CORRECTLY completed, put an X in a box!

--	--	--	--	--	--	--	--	--	--	--	--	--	--	--

when all the boxes are checked, tear off this page and bring it in to your speech therapist!

\*Do not tear off until all of the above can be correctly produced with less than 2 errors\*

# PHASE 6

# Initial /S/ Sound

## Each Day

1. Say each sentence 1 time.

He went to the ceremony, She likes to eat salad, They painted the ceiling, It was part of a cycle, I planted a sunflower, It was his senior year, Don't touch the scissors

2. Listen to your /S/ sounds while you are talking during the day. Correct your /S/ sounds 3 times today.

Each time all of the above are CORRECTLY completed, put an X in a box!

--	--	--	--	--	--	--	--	--	--	--	--	--	--	--

When all the boxes are checked, tear off this page and bring it in to your speech therapist!

\*Do not tear off until all of the above can be correctly produced with less than 2 errors\*

# PHASE 7



# Final /S/ Sound

## Each Day

1. Listen to your beginning /S/ sounds while you are talking during the day. Correct your beginning /S/ sounds 3 times today.
2. If you correct your /S/ sound 3 times today, say each of the following words 3 times.

Bus, Class, Dress, Face, Horse, Ice, House,  
Miss, Voice

Each time all of the above are CORRECTLY completed, put an X in a box!

--	--	--	--	--	--	--	--	--	--	--	--	--	--	--

when all the boxes are checked, tear off this page and bring it in to your speech therapist!

\*Do not tear off until all of the above can be correctly produced with less than 2 errors\*

# PHASE 8

# Final /S/ Sound

## Each Day

1. Say each word 1 time.

Bus, Class, Dress, Face, Horse, Ice, House,  
Miss, Voice

2 If produced correctly, say each word 3 times.

Address, Ambitious, Bookcase, Campus,  
Diagnosis, Introduce, Police

Each time all of the above are CORRECTLY completed, put an X in a box!

--	--	--	--	--	--	--	--	--	--	--	--	--	--	--

when all the boxes are checked, tear off this page and bring it in to your speech therapist!

\*Do not tear off until all of the above can be correctly produced with less than 2 errors\*

# PHASE 9

# Final /S/ Sound

## Each Day

1. Say each word 1 time.

Address, Ambitious, Bookcase, Campus,  
Diagnosis, Introduce, Police

2 If produced correctly, say each phrase 2 times.

My address, He's ambitious, The bookcase, A  
campus, Her diagnosis, They introduce, Some  
police

Each time all of the above are CORRECTLY completed, put an X in a box!

--	--	--	--	--	--	--	--	--	--	--	--	--	--	--

when all the boxes are checked, tear off this page and bring it in to your speech therapist!

\*Do not tear off until all of the above can be correctly produced with less than 2 errors\*

# PHASE 10

# Final /S/ Sound

## Each Day

1. Say each phrase 1 time.

My address, He's ambitious, The bookcase, A campus, Her diagnosis, They introduce, Some police

2 If produced correctly, say each sentence 2 times.

She sat on the fence, It was made of glass, He is really famous, They saw the octopus, The boy was careless, It was in the office, I will introduce the speaker

Each time all of the above are CORRECTLY completed, put an X in a box!

--	--	--	--	--	--	--	--	--	--	--	--	--	--	--

when all the boxes are checked, tear off this page and bring it in to your speech therapist!

\*Do not tear off until all of the above can be correctly produced with less than 2 errors\*

# PHASE 11

# Final /S/ Sound

## Each Day

1. Say each sentence 1 time.


She sat on the fence, It was made of glass, He is really famous, They saw the octopus, The boy was careless, It was in the office, I will introduce the speaker

2 Listen to your /S/ sounds while you are talking during the day. Correct your /S/ sounds 3 times today.


Each time all of the above are CORRECTLY completed, put an X in a box!

--	--	--	--	--	--	--	--	--	--	--	--	--	--	--

when all the boxes are checked, tear off this page and bring it in to your speech therapist!



# YOU DID IT!



# PHASE 12



# TERMS OF USE

Purchasing this product gives the right for ONE person to use this product in the classroom or therapy. If more than one person is interested in using this product, please purchase additional licenses at my TPT store. It is illegal to reproduce, sell, email or post any part of this product online.

All rights to this product are reserved by ©Jennifer Bradley at [www.speechtherapyfun.com](http://www.speechtherapyfun.com).

Thank you for respecting my hard work.





**Copyright**  
Fonts and Clip Art  
used in this product  
were made by

