

# *Color & Say*

Instructions: Student rolls die (or spins a spinner). Student finds a picture with that number. Student says picture, correctly pronouncing target sound. (Student can say picture however many times stated by SLP.) After student says picture, colors the picture.

Additional ways to use these pages:

- A) SLP/teacher says a number. Student finds one picture with that number. Student says picture, correctly pronouncing target sound. Student colors picture.
- B) Student rolls die (spins spinner), says all words with that number. Student colors those pictures while other student takes a turn.
- C) Have 2 students working on the same target sound? Print one sheet. Each student picks a different color crayon/colored pencil. First student rolls die (spins spinner), finds one picture with that number, says picture, correctly pronouncing target sound, then colors picture. Next student takes his turn. If at any time, a number is rolled but there are no pictures available to color, student practices a word but does not color any picture. When all pictures are colored, student with the most pictures colored is the winner.
- D) Give each student their own sheet. Repeat game play stated in C.
- E) Send home as homework. Use enclosed homework slips to attach to the sheet.

SPEECH HOMEWORK

DATE: \_\_\_\_\_

Parent call out a number from 1-6. (If you have a 6-sided die or a spinner, you can use that instead of calling out a number.)

Student: Find picture with that number. Say that word \_\_\_\_\_ times.  
You may color when you are finished saying all of your words.

Remember to use your good \_\_\_\_\_ sound.

Helper/Parent sign here:  
\_\_\_\_\_

Due: \_\_\_\_\_

SPEECH HOMEWORK

DATE: \_\_\_\_\_

Parent call out a number from 1-6. (If you have a 6-sided die or a spinner, you can use that instead of calling out a number.)

Student: Find picture with that number. Say that word \_\_\_\_\_ times.  
You may color when you are finished saying all of your words.

Remember to use your good \_\_\_\_\_ sound.

Helper/Parent sign here:  
\_\_\_\_\_

Due: \_\_\_\_\_

SPEECH HOMEWORK

DATE: \_\_\_\_\_

Parent call out a number from 1-6. (If you have a 6-sided die or a spinner, you can use that instead of calling out a number.)

Student: Find picture with that number. Say that word \_\_\_\_\_ times.  
You may color when you are finished saying all of your words.

Remember to use your good \_\_\_\_\_ sound.


Helper/Parent sign here:  
\_\_\_\_\_

Due: \_\_\_\_\_

# Color & Say: Initial /m/



moon




Matt

2



mad

5



4



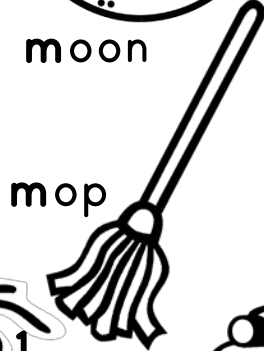
5

mow



2

maid



mop




1




monkey

6




2

mutt




mane



mouse

1




man

3



mine

5



mail


4



moan




mine



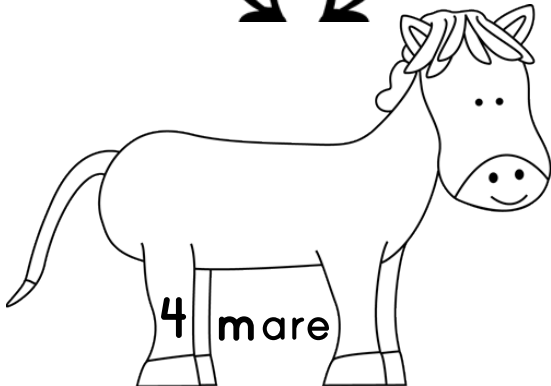
mouse

1




monkey

4




mare

4




3



muffin

1




6

# Color & Say: Initial /m/



moon




1



mad

2



6



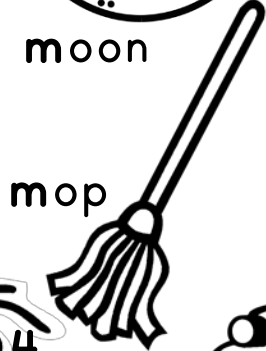
2

mow



1


maid



mop




4




1

mutt



mane

3



5

man




2

mine




monkey

3



mail

6



mouse

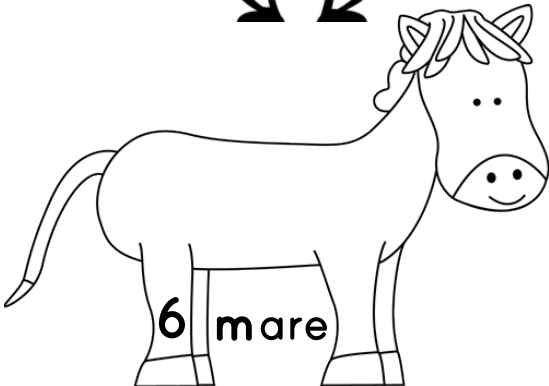
1



moan




mine

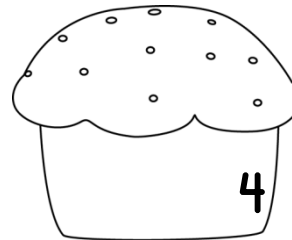


6

mare




5




4

muffin



3



6

monkey