


FREE

CUT AND GLUE PREPOSITIONS BOOK FALL THEME

Cut and Glue Interactive Book




Thanks for downloading my product!
All activities and artwork © Communication Window

Many hours went into making this product, so please do not share, resell, or copy this document. For individual use only.

Feel free to email me with any questions, suggestions, or ideas for new projects!
commwindow@gmail.com

Visit my blog for more activities, information and resources!
www.thecommunicationwindow.com

Click to
visit my
TPT store!



Connect on social media!



Here are some more Communication Window products that might interest you!

GROWING **SAVE OVER 20%!**

WHAT DO YOU SEE? INTERACTIVE BOOK BUNDLE

ALL PACKS INCLUDE COLOR AND BLACK AND WHITE BOOKS!

MOVEABLE PIECES

© Communication Window

SCHOOL THEME **ADAPTED BOOKS BUNDLE!** **SAVE 20%!**

4 Adapted Book Packs with Matching B/W Cut and Glue Books!

© Communication Window

11 Book Sets and GROWING! **SAVE OVER 25%!**

INTERACTIVE ADAPTED BOOK PACK BUNDLE

TEACH **THEMES**

**WHERE QUESTIONS
WHO QUESTIONS
WHAT QUESTIONS
ACTION WORDS
OBJECT FUNCTIONS
PRONOUNS
VOCABULARY
AND MORE!**

**ANIMALS
VEHICLES
SCHOOL
COMMUNITY HELPERS
SEASONS
AND MORE!**

ALL PACKS INCLUDE COLOR AND BLACK AND WHITE BOOKS!

© Communication Window

Where does the car go?
The car goes on the

Where does the airplane go?
The airplane goes in the

Adapted Book with Visuals

WHERE QUESTIONS - PRESCHOOL/AUTISM VEHICLES

Puzzles

Where does the car go?
The car goes in the

Where does the airplane go?
The airplane goes in the


Printable coloring book with symbols

Things Hiding in the Fall Cut and Glue

Prep: Print out each page and cut on dotted line. Staple all the pages except the page with the 5 fall items and corn together to make a book.

Instructions: Cut out the 5 fall pictures and the corn. On each page glue the fall item in the correct spot.

On the “behind the corn” page, first glue the turkey then glue the corn to show “behind.”




Things Hiding in the Fall




Name: _____


The pumpkin is next to the scarecrow.




The spider is in the leaves.



The turkey is on the tractor.



The bat is behind the corn.



The apple is under the tree.

