

Color & Say

Instructions: Student rolls die (or spins a spinner). Student finds a picture with that number. Student says picture, correctly pronouncing target sound. (Student can say picture however many times stated by SLP.) After student says picture, colors the picture.

Additional ways to use these pages:

- A) SLP/teacher says a number. Student finds one picture with that number. Student says picture, correctly pronouncing target sound. Student colors picture.
- B) Student rolls die (spins spinner), says all words with that number. Student colors those pictures while other student takes a turn.
- C) Have 2 students working on the same target sound? Print one sheet. Each student picks a different color crayon/colored pencil. First student rolls die (spins spinner), finds one picture with that number, says picture, correctly pronouncing target sound, then colors picture. Next student takes his turn. If at any time, a number is rolled but there are no pictures available to color, student practices a word but does not color any picture. When all pictures are colored, student with the most pictures colored is the winner.
- D) Give each student their own sheet. Repeat game play stated in C.
- E) Send home as homework. Use enclosed homework slips to attach to the sheet.

SPEECH HOMEWORK

DATE: _____

Parent call out a number from 1-6. (If you have a 6-sided die or a spinner, you can use that instead of calling out a number.)

Student: Find picture with that number. Say that word _____ times.
You may color when you are finished saying all of your words.

Remember to use your good _____ sound.

Helper/Parent sign here:

Due: _____

SPEECH HOMEWORK

DATE: _____

Parent call out a number from 1-6. (If you have a 6-sided die or a spinner, you can use that instead of calling out a number.)

Student: Find picture with that number. Say that word _____ times.
You may color when you are finished saying all of your words.

Remember to use your good _____ sound.

Helper/Parent sign here:

Due: _____

SPEECH HOMEWORK

DATE: _____

Parent call out a number from 1-6. (If you have a 6-sided die or a spinner, you can use that instead of calling out a number.)



Student: Find picture with that number. Say that word _____ times.
You may color when you are finished saying all of your words.

Remember to use your good _____ sound.




Helper/Parent sign here:

Due: _____

Color & Say: Initial /v/




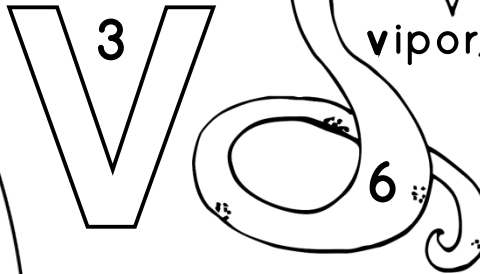
volcano



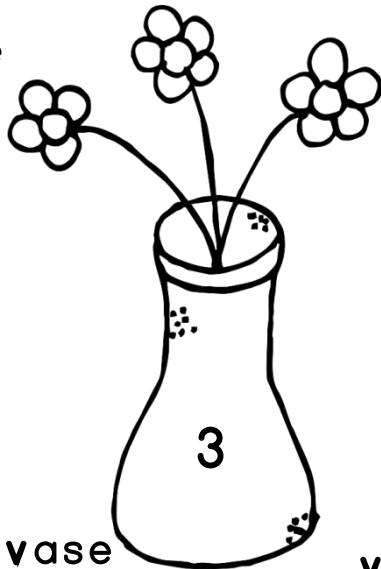
Valentine



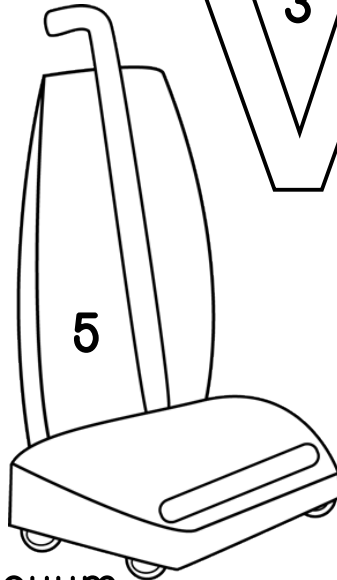
vipora



vote



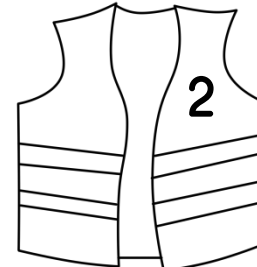
vase



vacuum




vest




vampire

Color & Say: Initial /v/



van




volcano




vine



Viking





vulture



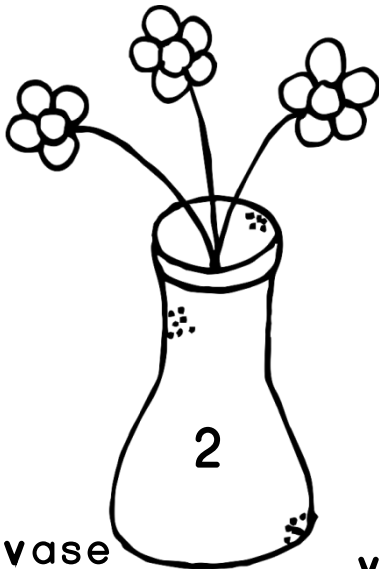
Valentine



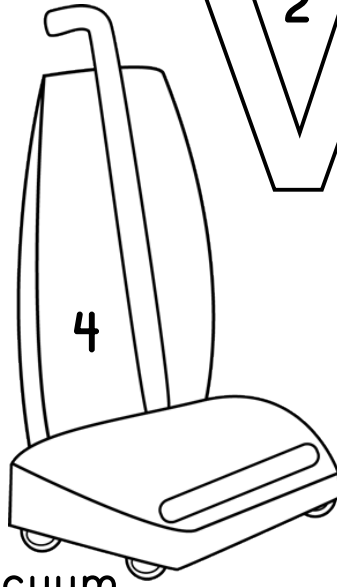
viper



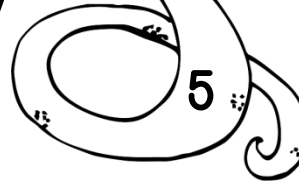
vote



vase



vacuum



vest



vampire