

# Letter of the Week - C



Pre-K  
to K

20 pages activity  
+ Answer Key



# Terms of Use

OMG **Thank you** for your purchase. I truly appreciate it!

© **The Joy in Teaching**

The purchase of this resource entitles the purchaser the right to reproduce the pages in limited quantities for one teacher only for personal use in his/her classroom/s or for parents who wanted to use this for their children.

- Duplication for an entire school, an entire school system or commercial purposes is strictly forbidden without written permission from the owner.
- This resource may not be uploaded to the internet in any form unless the site is password protected and can only be accessed by their students.
- Copying and editing any part of this resource for sale is strictly forbidden and is a violation of the Digital Millennium Copyright Act (DMCA) but feel free to share my store page if anyone wanted my product.

You can email me at: [thejoyinteaching@gmail.com](mailto:thejoyinteaching@gmail.com) if you have question and concerns.

**Click on the icons on the right** to follow me on social media. Happy Teaching.



# Product Description



This 20 pages alphabet pack is all about Letter C-recognition, sounds, writing, and more activities inside. I made this resource to divide my worksheets per letter for easier organization of lessons per week. This resource includes:

1. Alphabet Poster
2. Alphabet worksheet
- 3-4. Alphabet Coloring Sheets
- 5-8. Alphabet Hunt
- 9-10. Alphabet Cut and Paste
- 11-12. Alphabet Color and Draw
13. Alphabet Recognition
- 14-19. Writing Worksheets
20. Alphabet Flashcards

This resource is part of the bundle "Letter of the Week Mega Bundle". Learning one letter a week is one of the best ways to master the alphabet.

*You can use it for:*

- Worksheet
- Homework
- Assessment
- Center Activity


*How to use it:*

## Materials needed:

Paper of your choice

## Process:


1. Download the product.
2. Print the worksheet on your chosen paper.
3. You can also laminate some of the pages and use it as a center activity/ morning work.
4. Let your students answer this resource.



Cc

Name: \_\_\_\_\_ Date: \_\_\_\_\_

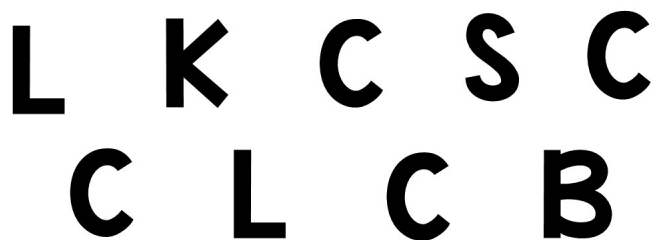
1. Color it.




2. Color it.



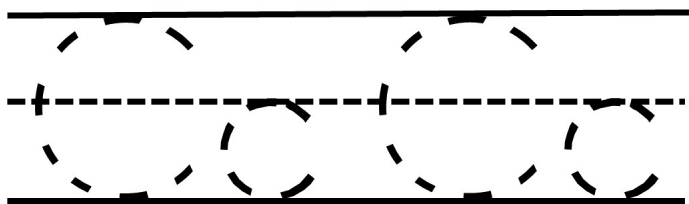
3. Encircle the letter **c**.



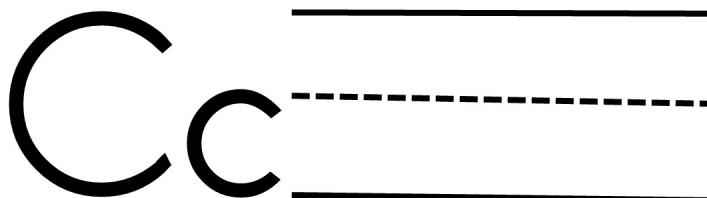
4. Encircle the letter **c**.



5. Trace the letter **Cc**.



6. Write the letter **Cc**.




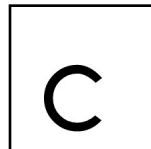






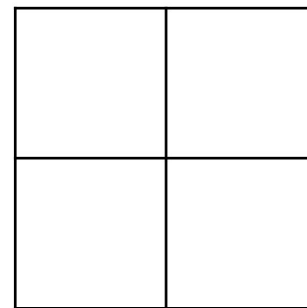
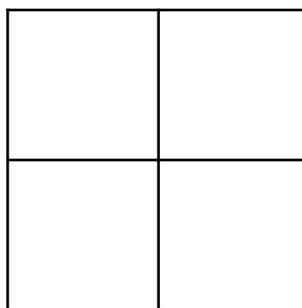
7. Encircle the object that starts with the letter **Cc**.



**C**


8. Paste it.

**c**




Name: \_\_\_\_\_ Date: \_\_\_\_\_

C c



Candy


Name: \_\_\_\_\_ Date: \_\_\_\_\_



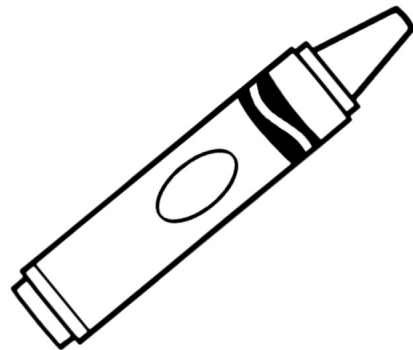
Cake



Carrots



Candy



Crayon

Name: \_\_\_\_\_ Date: \_\_\_\_\_

C

C

C

A

K

B

F

L

R

C

C

K

C

C

M

H

C

O

N

I

C

V

C

Q

N

C



Name: \_\_\_\_\_ Date: \_\_\_\_\_

C

S

O

C

S

C

O

I

C

C

K

C

F

C

Q

U

W

C

C

J

R

C

Z




C

V

D



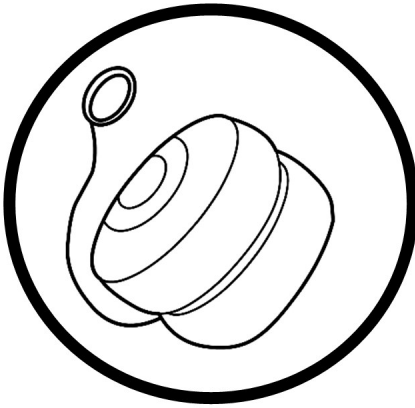

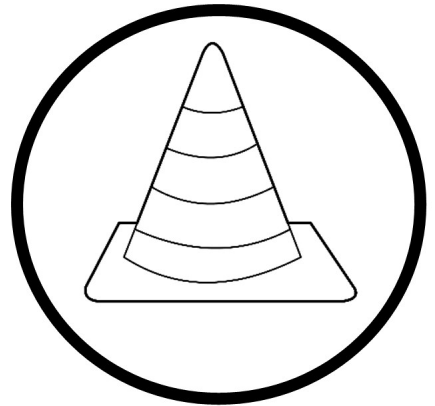

Name: \_\_\_\_\_ Date: \_\_\_\_\_

# Cc



Name: \_\_\_\_\_ Date: \_\_\_\_\_

# Cc



Name: \_\_\_\_\_ Date: \_\_\_\_\_




Cc


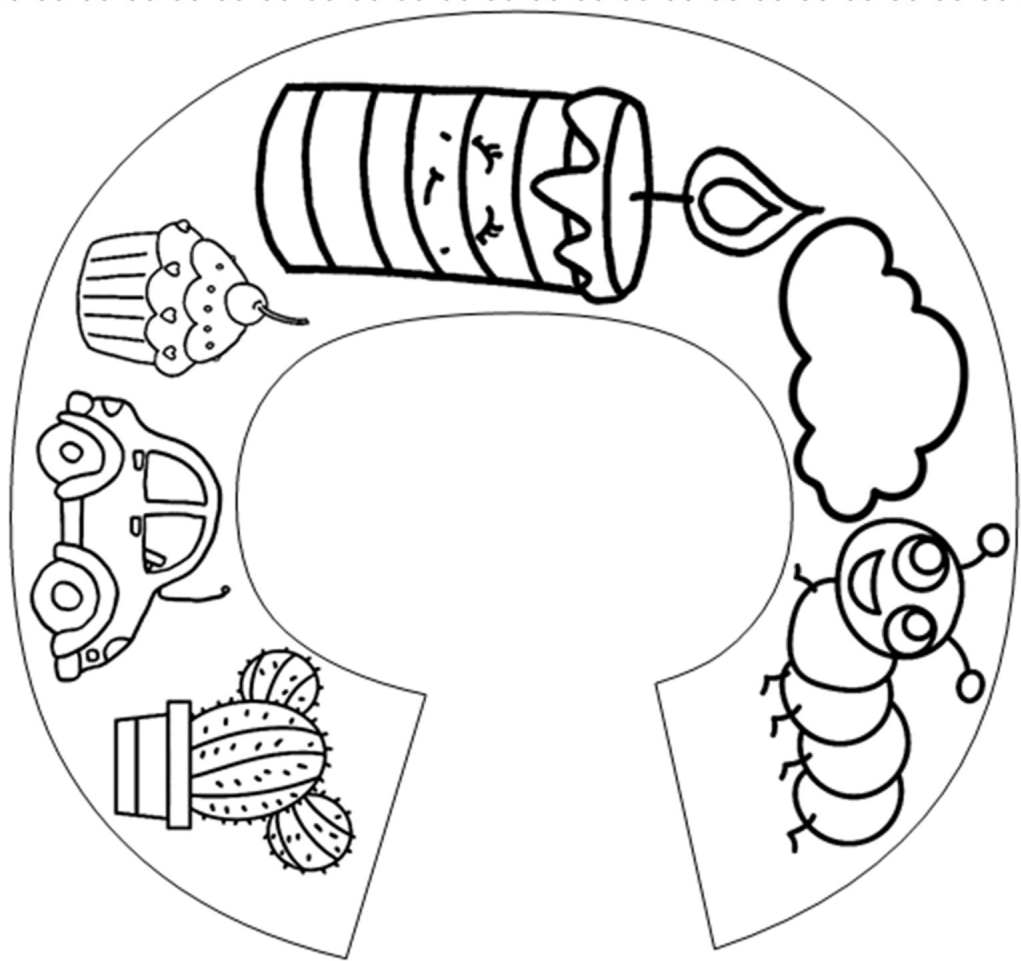

C

c

Name: \_\_\_\_\_ Date: \_\_\_\_\_

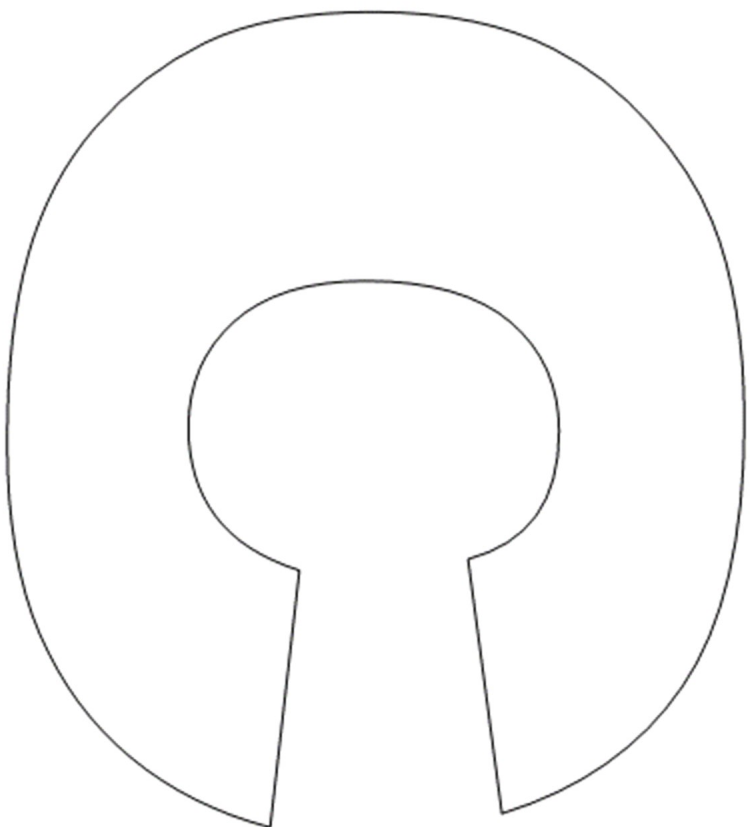

# Cc



Name: \_\_\_\_\_ Date: \_\_\_\_\_

Draw pictures that start with the letter Cc.



Name: \_\_\_\_\_ Date: \_\_\_\_\_

# Cc


Circle the letter C

D	m	Z	C	n
C	f	u	k	d
B	C	w	o	l


Circle the letter c

C	D	N	c	k
J	c	h	o	l
r	s	q	c	t

Circle the pictures that start with the letter Cc



Circle the pictures that **DO NOT** start with the letter Cc




Write letter Cc

Big C

Small c

Write letter c



\_\_ap



# Writing Letter Cc

## Tracing Letter Cc



C C C C C C

C C C C C C


C C C C C C

c c c c c c

c c c c c c

c c c c c c

# Writing Letter Cc



## Tracing Letter Cc

C C C C C C

C C C C C C

C C C C C C


c c c c c c

c c c c c c

c c c c c c

# Writing Letter Cc

Copy Letter Cc.



C

C

C

c

c

c

# Writing Letter Cc

## Tracing Letter Cc



C C C C C C

C C C C C C

C C C C C C

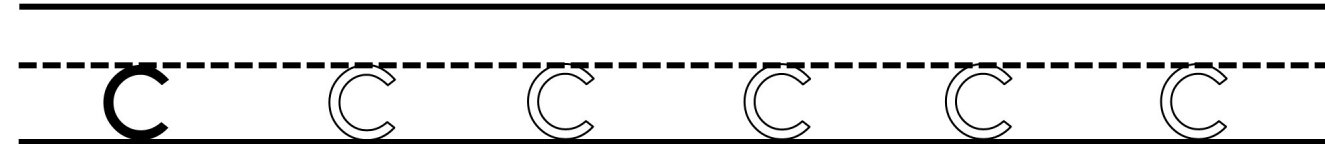
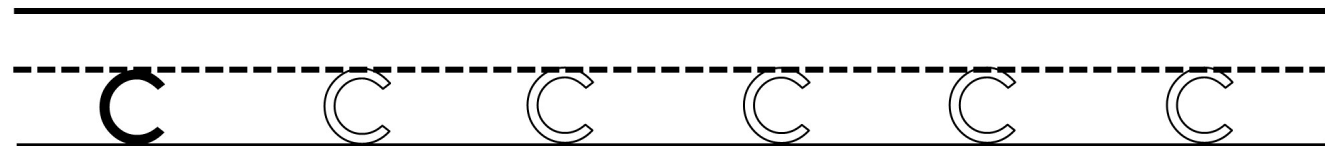
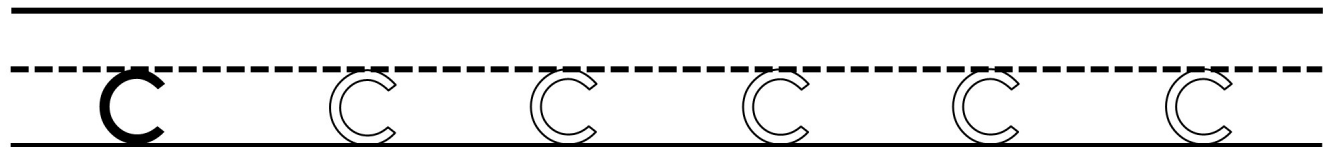
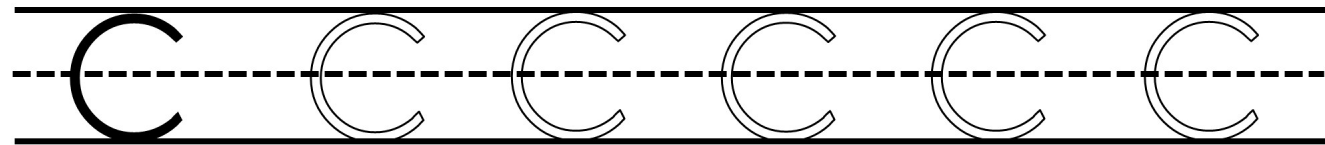
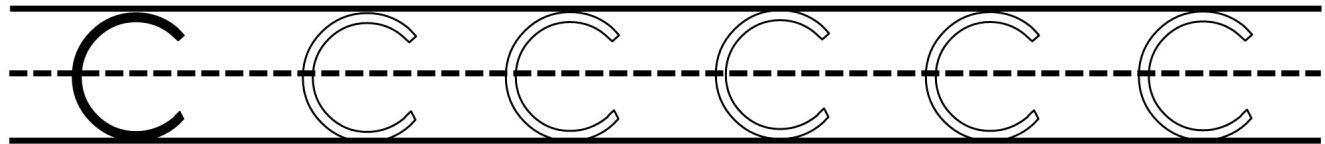
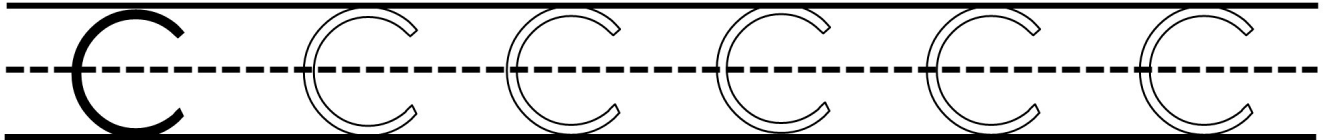

c c c c c c

c c c c c c

c c c c c c


# Writing Letter Cc

## Tracing Letter Cc



# Writing Letter Cc

Copy Letter Cc.



C

C


C

c

c

c

Cc




# Answer Key





Name: \_\_\_\_\_ Date: \_\_\_\_\_

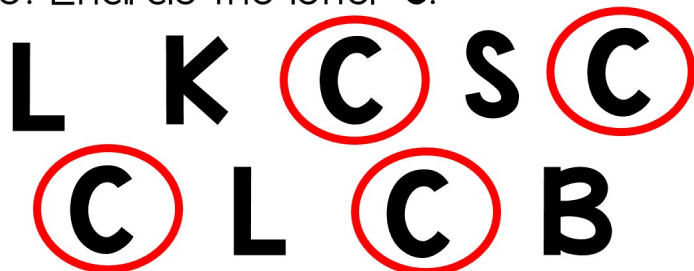
1. Color it.




2. Color it.



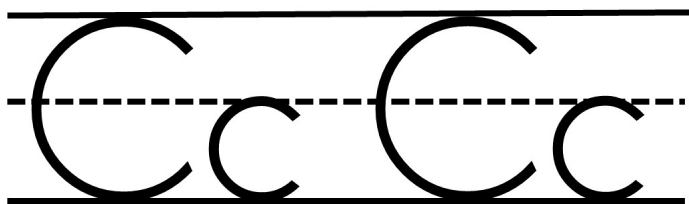
3. Encircle the letter c.



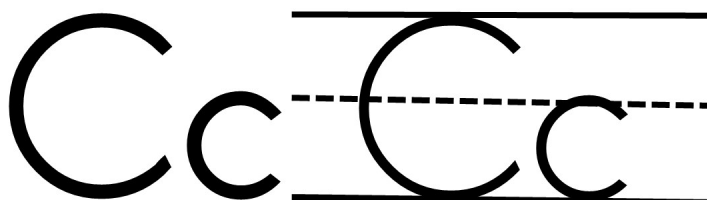
4. Encircle the letter c.




5. Trace the letter Cc.



6. Write the letter Cc.



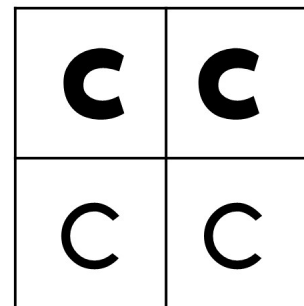
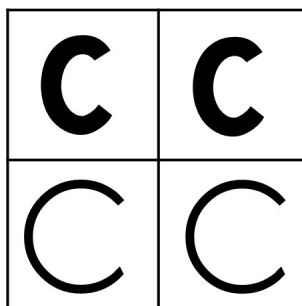
7. Encircle the object that starts with the letter Cc.



C


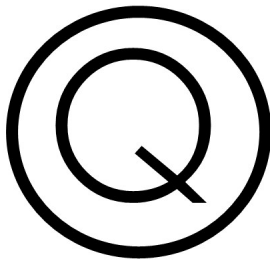




















8. Paste it.

c

















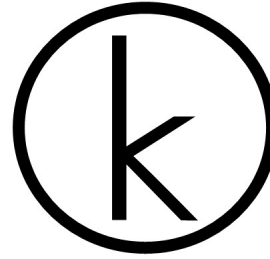









Name: \_\_\_\_\_ Date: \_\_\_\_\_

C



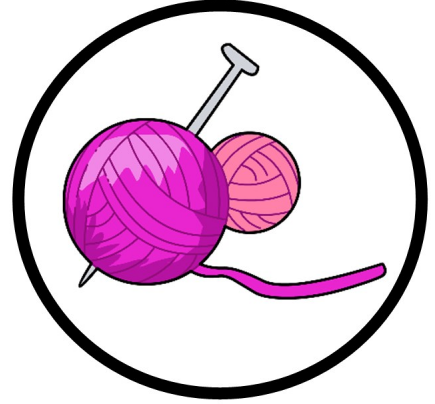


Name: \_\_\_\_\_ Date: \_\_\_\_\_

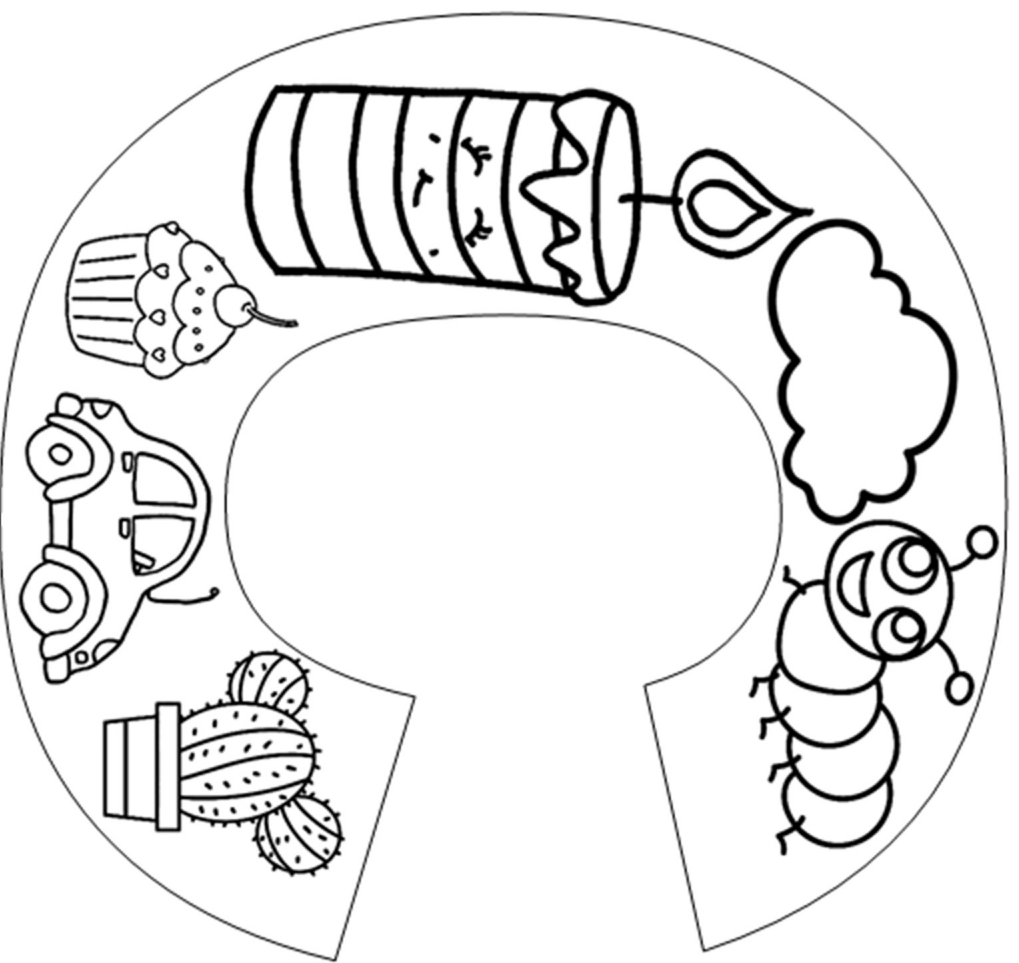
C



Name: \_\_\_\_\_ Date: \_\_\_\_\_

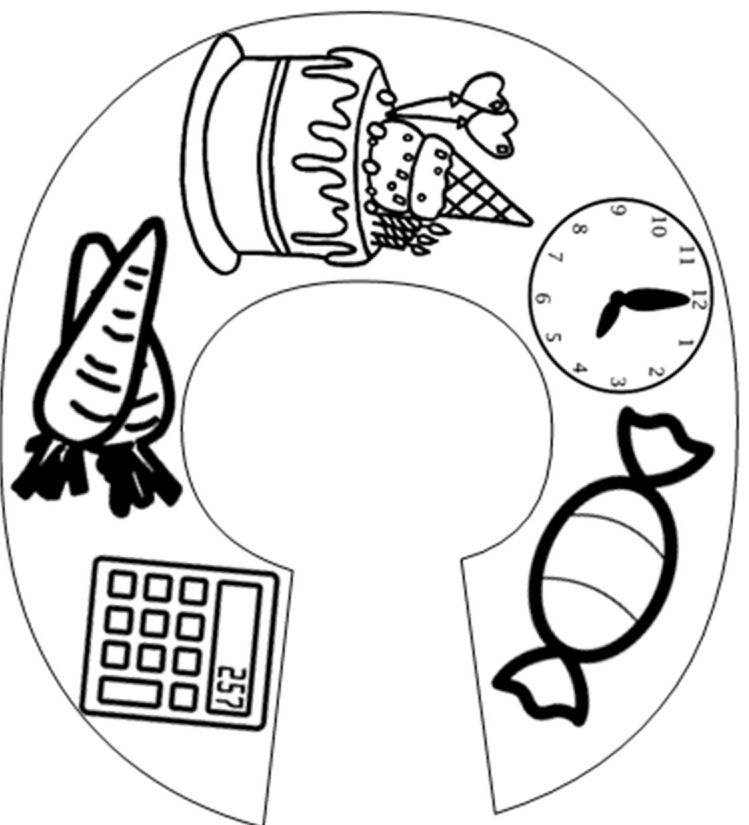
# Cc





C

1. Caterpillar
2. Cloud
3. Candle
4. Cupcake
5. Car
6. Cactus



C

1. Candy
2. Clock
3. Cake
4. Carrot
5. Calculator

Name: \_\_\_\_\_ Date: \_\_\_\_\_

# Cc


Circle the letter C

D	m	Z	<b>C</b>	n
<b>C</b>	f	u	k	d
B	<b>C</b>	w	o	l


Circle the letter c

C	D	N	<b>c</b>	k
J	<b>c</b>	h	o	l
r	s	q	<b>c</b>	t

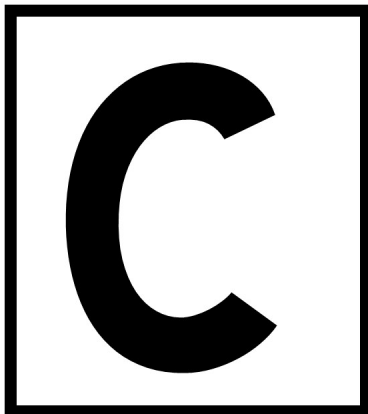
Circle the pictures that start with the letter Cc




Circle the pictures that **DO NOT** start with the letter Cc



Write letter Cc




Big C



Small c

Write letter c



# Giving credit to these wonderful people

The fonts, clip art, borders, and backgrounds used in this product are from the following:

